

Day One:

Writers use special marks when they edit their work.
These marks are called proofreading marks.

If a word needs a capital letter, do two things:


- * Underline the letter three times.
- * Write the correct capital letter above it.

Example: ^Mmax has a dog named ^Ggus.

Now, you do one!

1. mom and papa like flowers.

Write the sentence correctly.




2. Color three flowers blue.

Day Two: Use proofreading marks.

Pick the correct item.

Ex: 0 ^S
 0 sunday
 ● Sunday

1. 0 tiki
 0 Tiki



3. Color the cookies brown.

Use proofreading marks.

2. papa and i bake on saturday .

Write the sentence correctly.

Day Three:

You will learn a new proofreading mark today.

If a sentence is missing an end mark, do two things:

- * Add an end mark.
- * Circle it.


Example: Mom and Liz love cats ◉

Example: Did Papa walk Gus (?)

Now, you do one!

1. Dad has a birthday in March

Write the sentence correctly.




2. Color the cake green.
Color the candles blue.

Day Four: Use proofreading marks.

Pick the correct item.

1. jan soto
 Jan Soto
2. Wednesday
 wednesday



4. Draw six more stars.

Use proofreading marks.

3. dad and i look at the stars

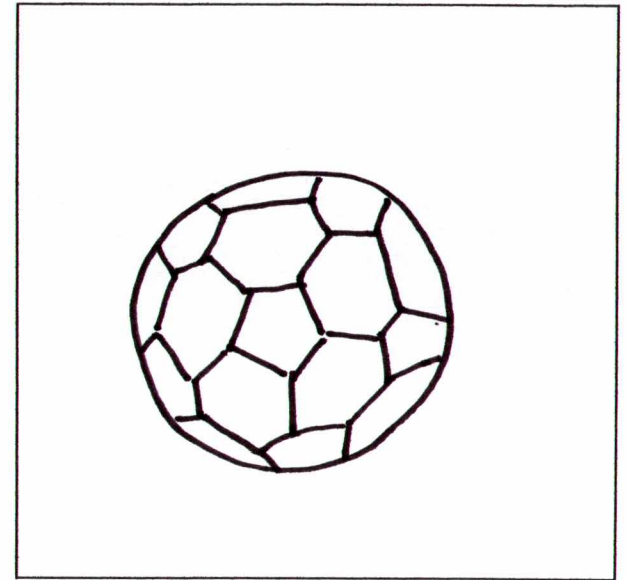
Write the sentence correctly.

Day Five: Use proofreading marks.

Pick the correct item.

1. 0 october
 0 October

2. 0 Friday
 0 friday



4. Color the soccer ball.

Use proofreading marks.

3. Did papa take max to soccer

Write the sentence correctly.

